



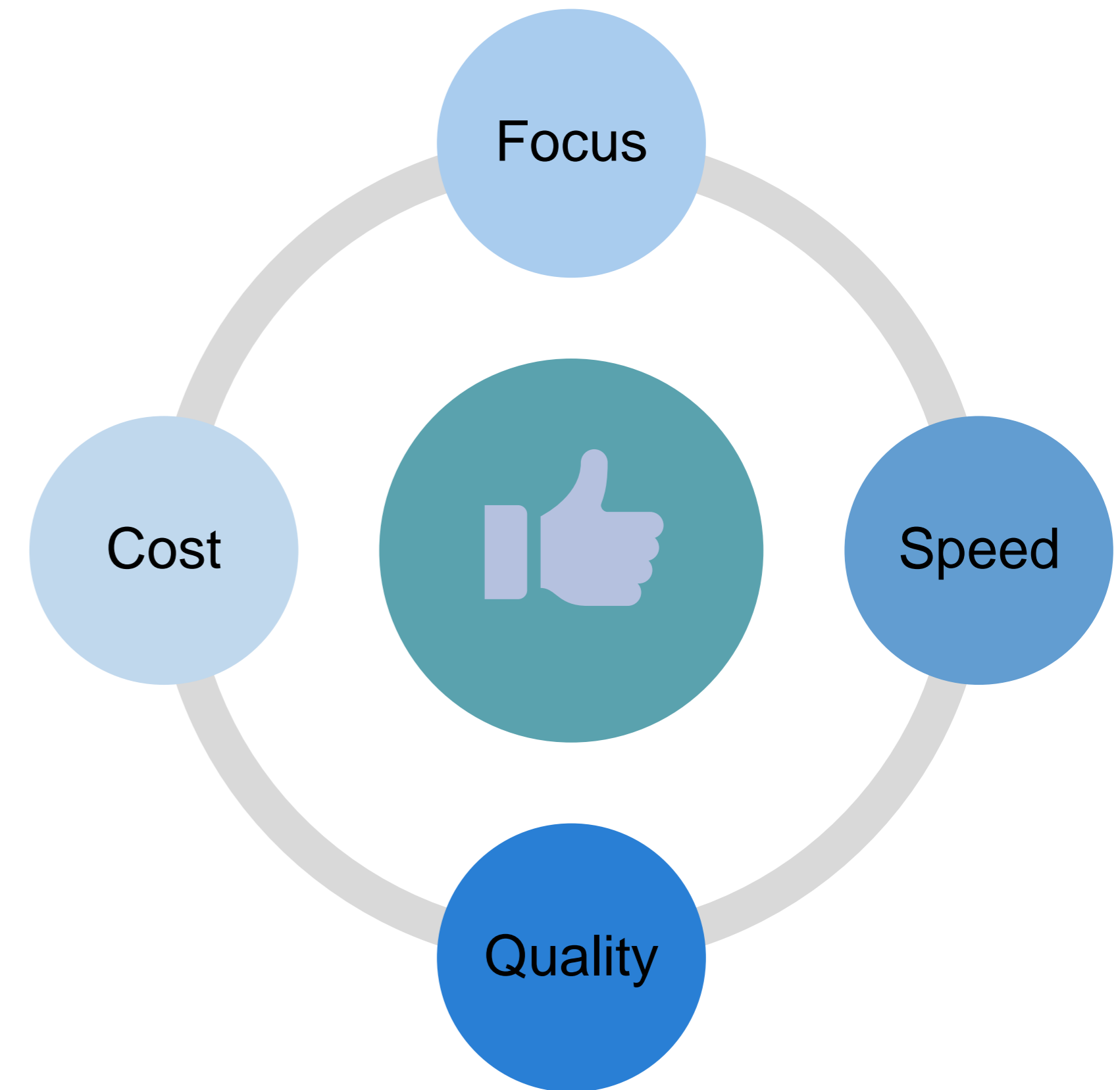
Digital S&OP – For Lean & Agile Supply Chains



| ABOUT US

Who we are

- **KEANSA** is a boutique consulting firm
- Exclusive focus on **S&OP/EPM** implementations
- Best-in-class **Finance & Supply Chain** resources with **collective** experience of more than **300 years**
- **10+** existing clients in USA, Netherlands & India
- Total – **44** resources – and growing
- Established **150%** YoY growth
- **Cost effective** delivery
- **Gold Partner** with Jedox, the leading modern EPM platform



Global Offices

GLOBAL OFFSHORE DELIVERY

Delivery: Sarbajit Sen

Location: Hyderabad, India

Resources: 30

AMERICAS

Sales : Kiran Yellampalli, Erika Barber

Solutions: EPM (S&OP, FP&A, Supply Chain Performance Management)

Location: Canada

Resources: 2

EMEA

Sales: Ashok Marla

Solutions: EPM (S&OP, FP&A, SPM), BPM

Location: Amsterdam, Netherlands

Resources: 8

APAC

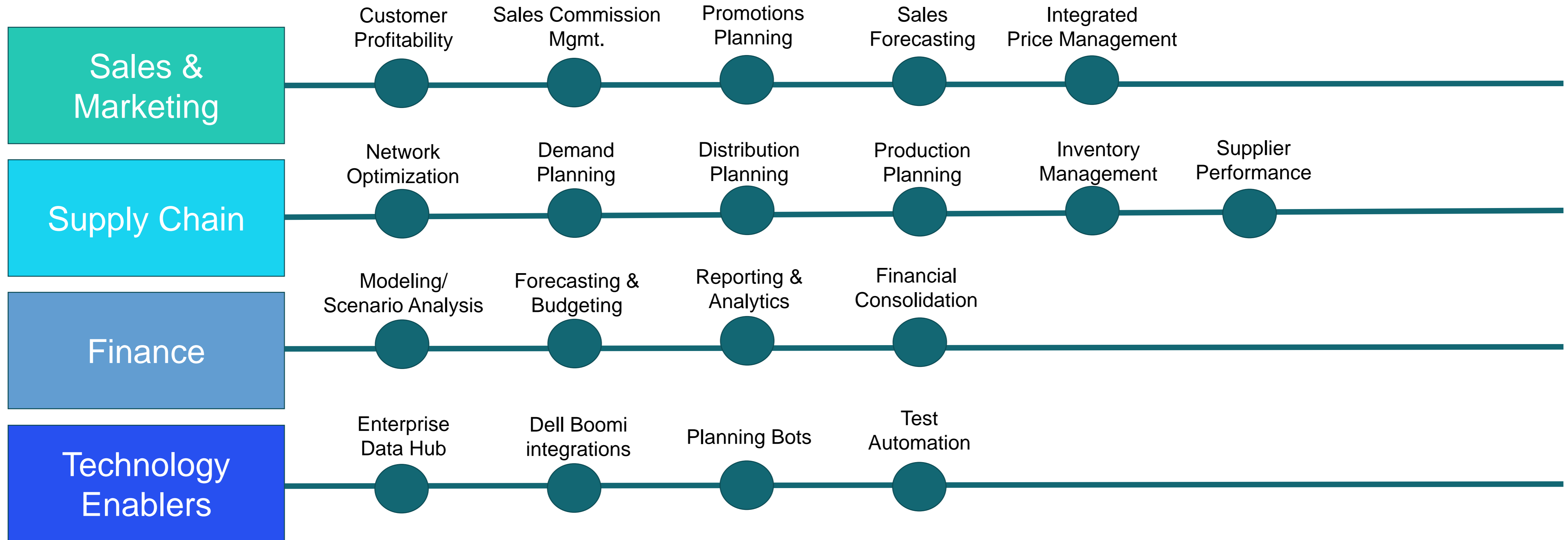
Sales: Srabani Bandyopadhyay

Solutions: EPM(S&OP, FP&A, SPM)











Location: Singapore

Resources: 4

Our domain expertise



Keansa: Unique strengths

 	<p>EPM Domain Expertise Sales, S&OP, Supply Chain and Finance Performance Management solutions Jedox Partnership: "GOLD"</p>	<p>01 Expertise</p>	<p>02 Delivery</p>	<p>Delivery Excellence Distributed Agile implementation expertise Successful implementations in 10+ engagements</p>	 
 	<p>Apps Inventory of Apps using various products Dell Boomi integrations Enterprise data hub & planning bots</p>	<p>03 Apps</p>	<p>04 Resources</p>	<p>Resources Strong techno-functional resources with diverse industry expertise Certified and Experienced consultants</p>	 
 	<p>Client Reach Strong reach across industries such as Healthcare, Hi-Tec, Consumer Goods, Chemicals, Biotech, Food & Beverage</p>	<p>05 Network</p>	<p>06 Operations</p>	<p>Global Presence Geographically distributed teams that can handle global implementations</p>	 

Customer Implementations



Digital S&OP Value Addition

Advantages of a connected S&OP process

The Supply Chain Strategy Conundrum



To be Lean or To be Agile?

S&OP: Key Business Challenges

- ✓ **Competing Objectives between Marketing, Operations, Finance**

Focus → Department Objective ↓	Customer Service	Production Efficiency	Inventory Investment
Marketing Increase Revenue	High	Low	High
Operations Reduce Mfg. Cost	Low	High	High
Finance Increase profit and cash flow; reduce investment	High	High	Low

S&OP: Key Business Challenges

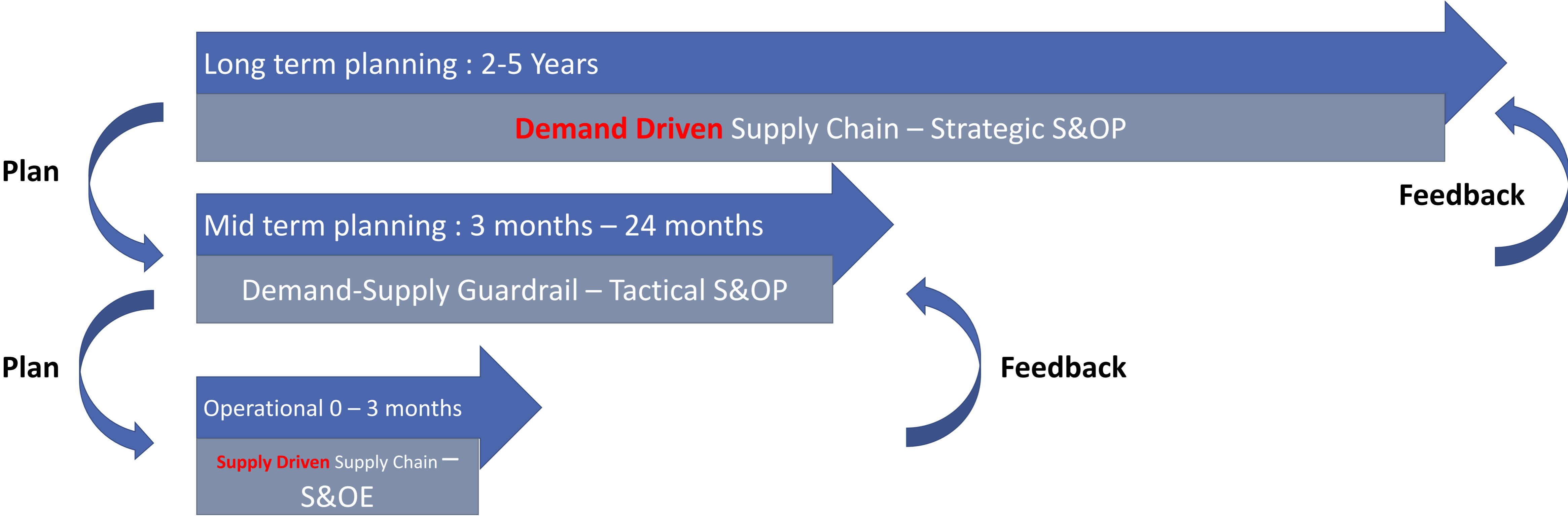
✓ **Omni-channel Experience Management**

- ✓ Retail continues to develop at an exceptional pace
- ✓ Customers have high expectations and little patience
- ✓ They want to take their own paths to purchase
- ✓ General supply chain visibility is required by business to coordinate across all channels
- ✓ Having visibility of all available channels allows selection of the most effective channels in special circumstances (Covid 19)

✓ **Integrated Supply Chain Visibility**

- ✓ Data and decision silos within the organization will not lead to a collaborated plan across the business

S&OP Strategy



Digital S&OP: The Solution

A Smart Digital S&OP/EPM solution helps in seamless integration of all stakeholders, business functions and decision-making processes.

Engaging multiple Stakeholders

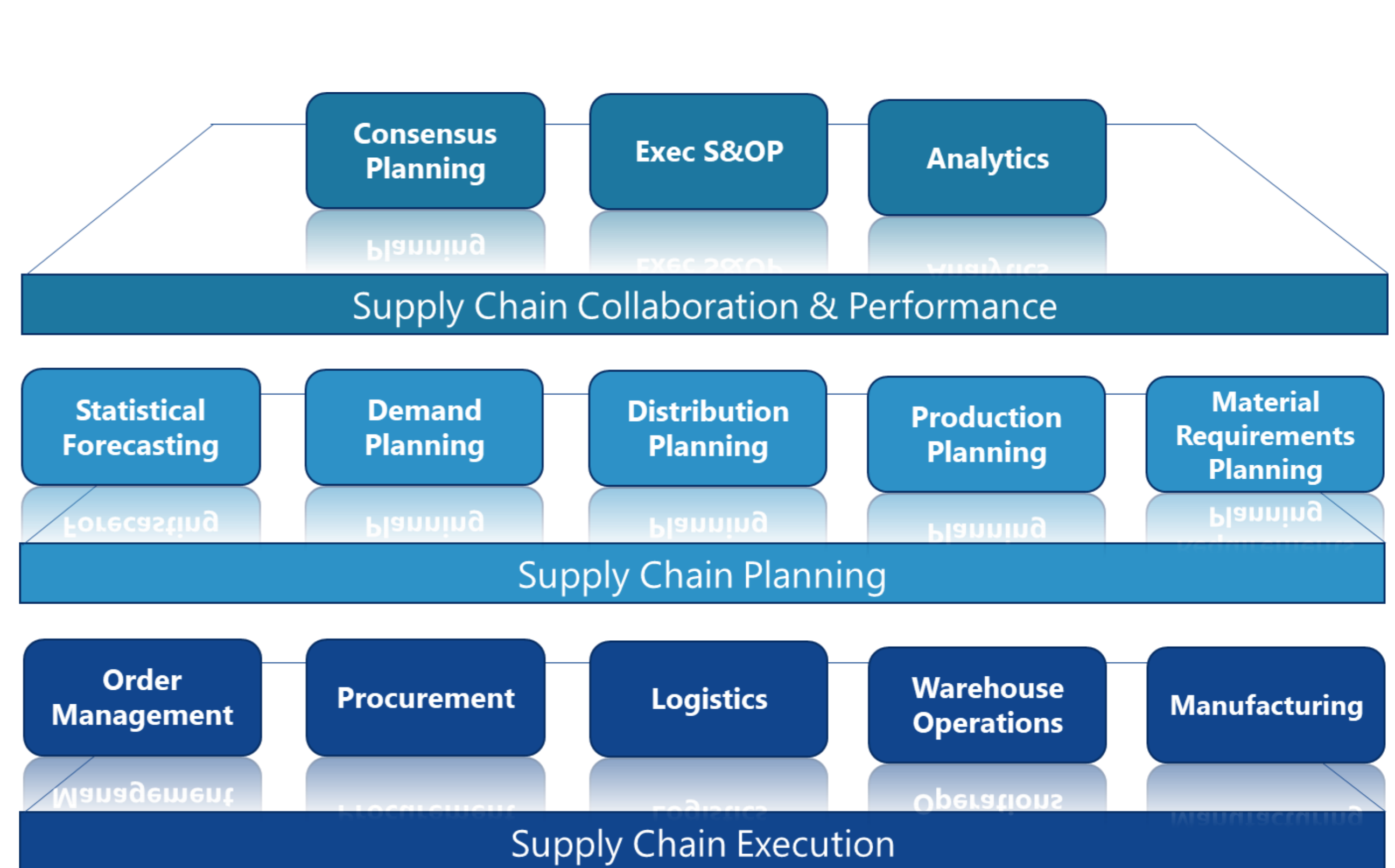
- Customer
- Retailer
- Distributor
- Manufacturer
- Supplier

Enabling multiple Functions

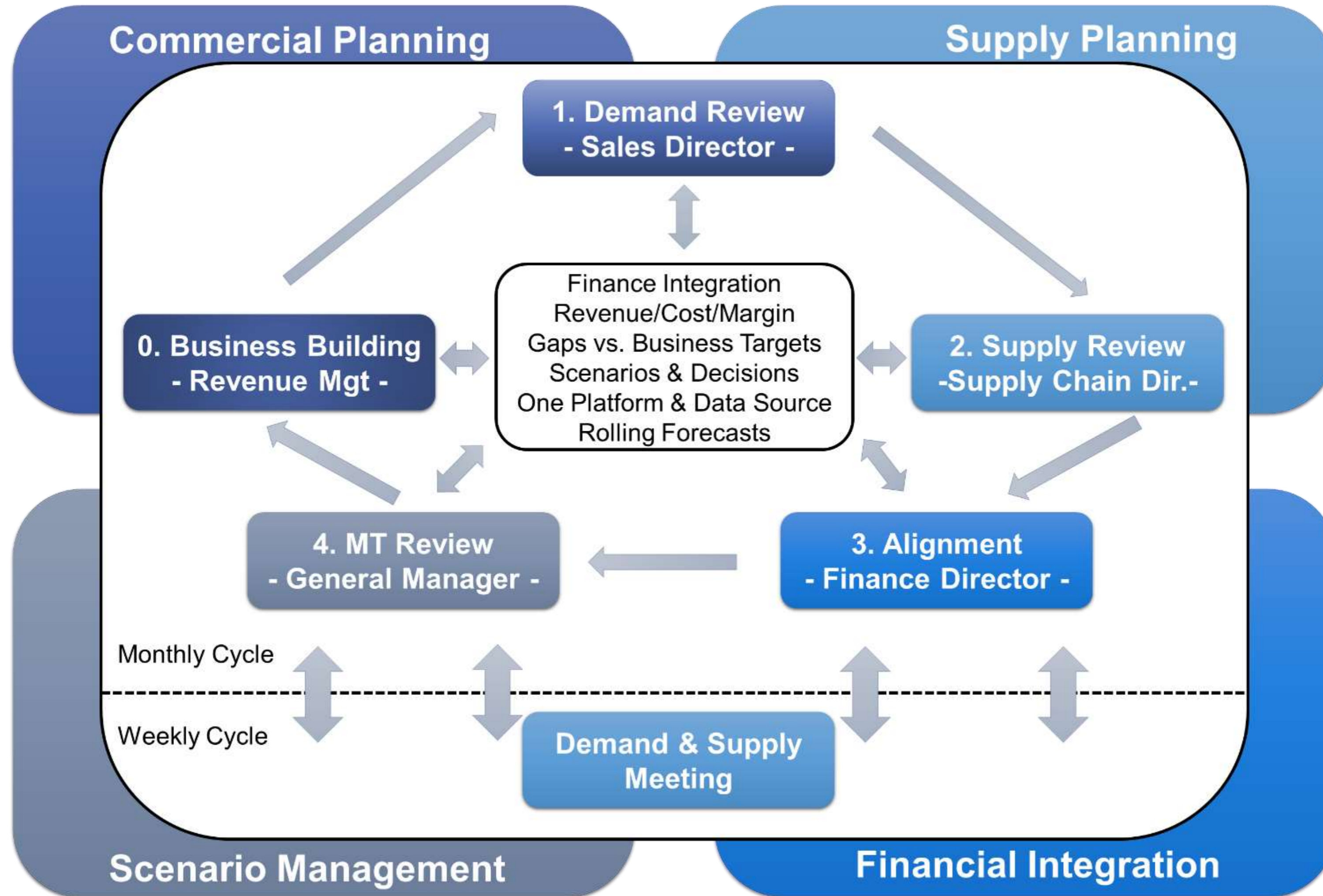
- Sales
- Supply Chain
- Production
- Finance
- IT
- HR

Aligning decision making Processes

- Simulate
- Plan
- Collaborate
- Measure
- Act



Digital S&OP : The Integrated System

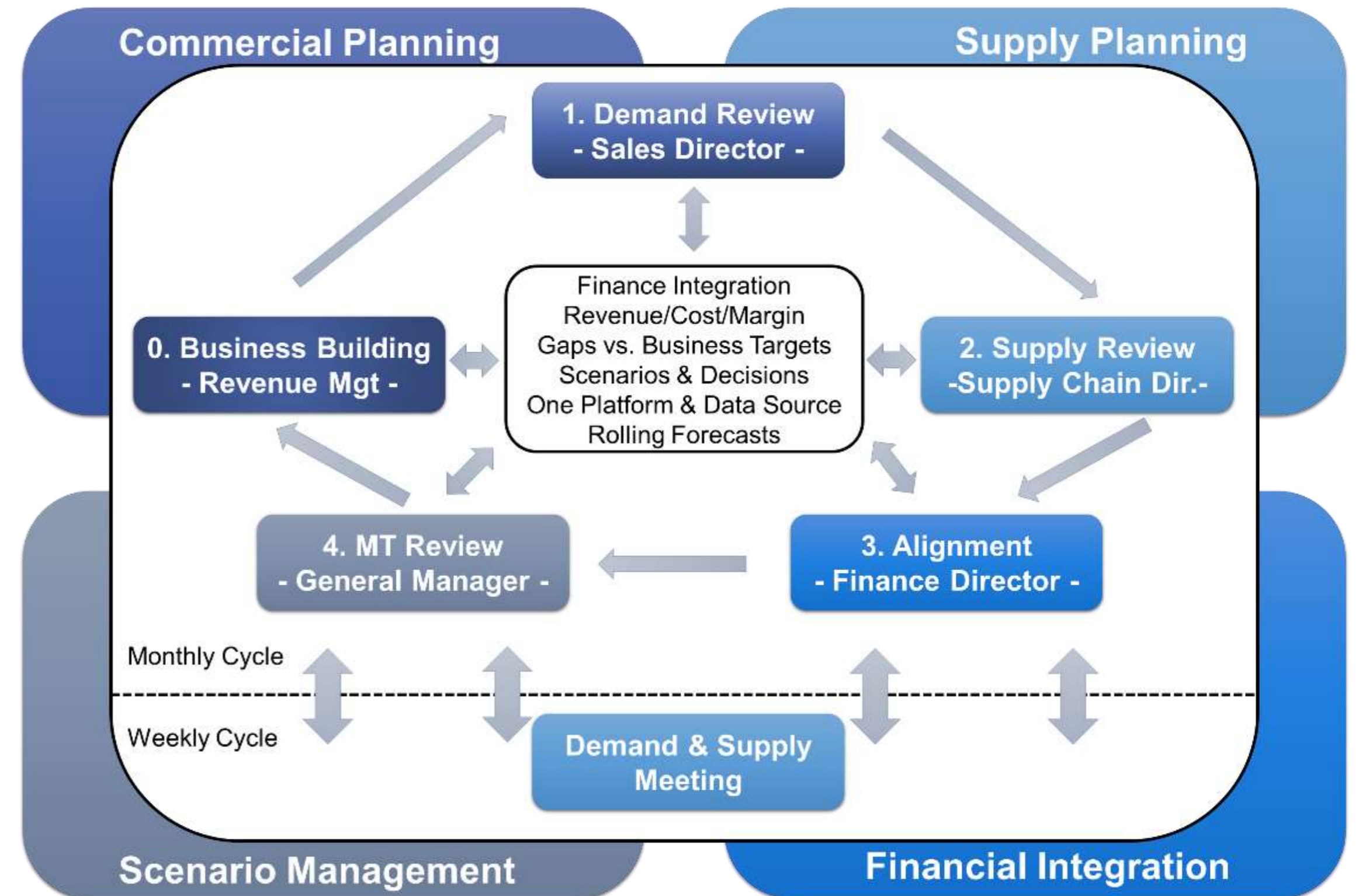


A Single Source of Truth (SSOT)

*Source: Secondary research: Lora Cecere

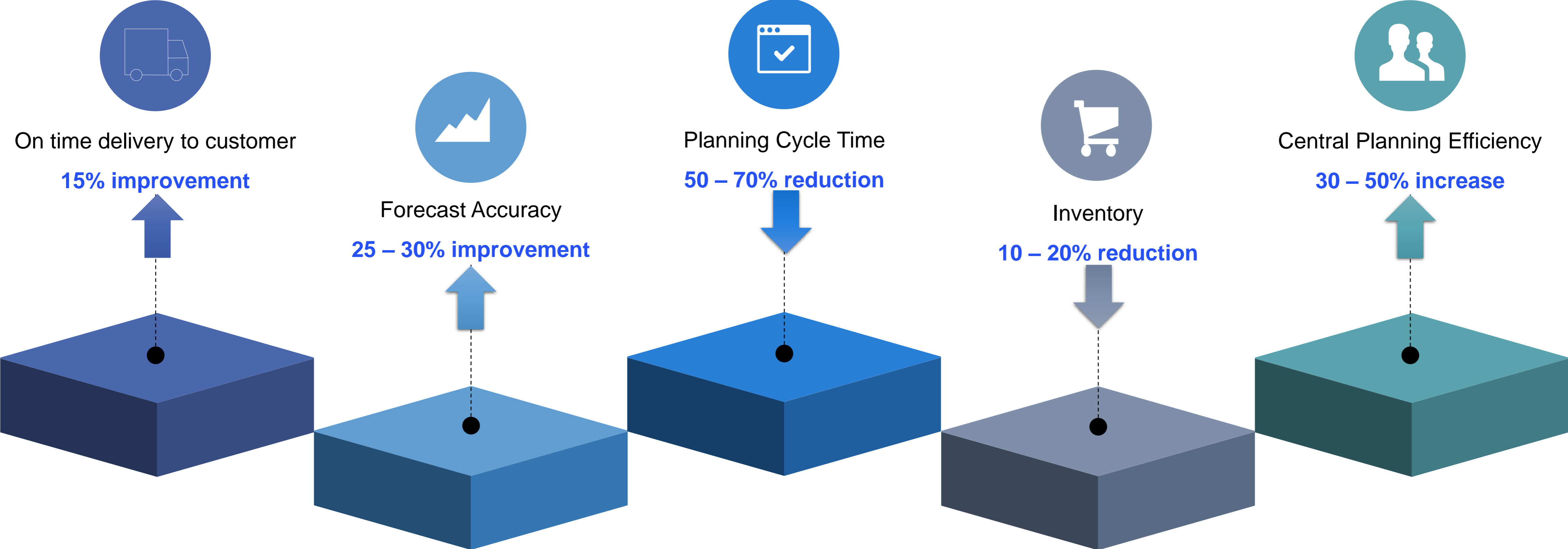
Digital S&OP : Business Values

- ✓ Engage business, sales, marketing & operations to collaborate on the entire process
- ✓ Integrate budgeting, forecasting, planning, reporting and analysis
- ✓ Connect strategic, tactical & operation planning to drive sustainable cost reduction, profitable growth, operational excellence, flexibility & agility
- ✓ Balance Supply and Demand
- ✓ Strategize using scenario management, margin optimization & financial integration
- ✓ Visualize & Monitor performance and exceptions
- ✓ Maintain and implement one integrated system & process to ensure significant cost reduction in IT



*Source: Secondary research: Lora Cecere









Digital S&OP : Key KPIs enhancement









Overall 15% lift in profit margin

Digital S&OP : Direct & Indirect benefits

Hard Benefits

- ✓ Customer Service 
- ✓ Inventory Investments 
- ✓ Obsolescence 
- ✓ Freight/Expedite Costs 
- ✓ Order Lead Times 
- ✓ Supplier Lead Times 
- ✓ Time to Launch New Products 
- ✓ Plant Productivity 

Soft Benefits

- ✓ Enhanced Teamwork 
- ✓ Better/Quicker Decisions with Less Effort 
- ✓ Better/Quicker \$\$\$ Plans with Less Effort 
- ✓ Greater Accountability 
- ✓ Greater Control 
- ✓ Window into the Future 


Digital S&OP - IT layout



EPM/S&OP: Futuristic approach of collaborative planning, budgeting & forecasting with predictive/AI capabilities(Jedox)



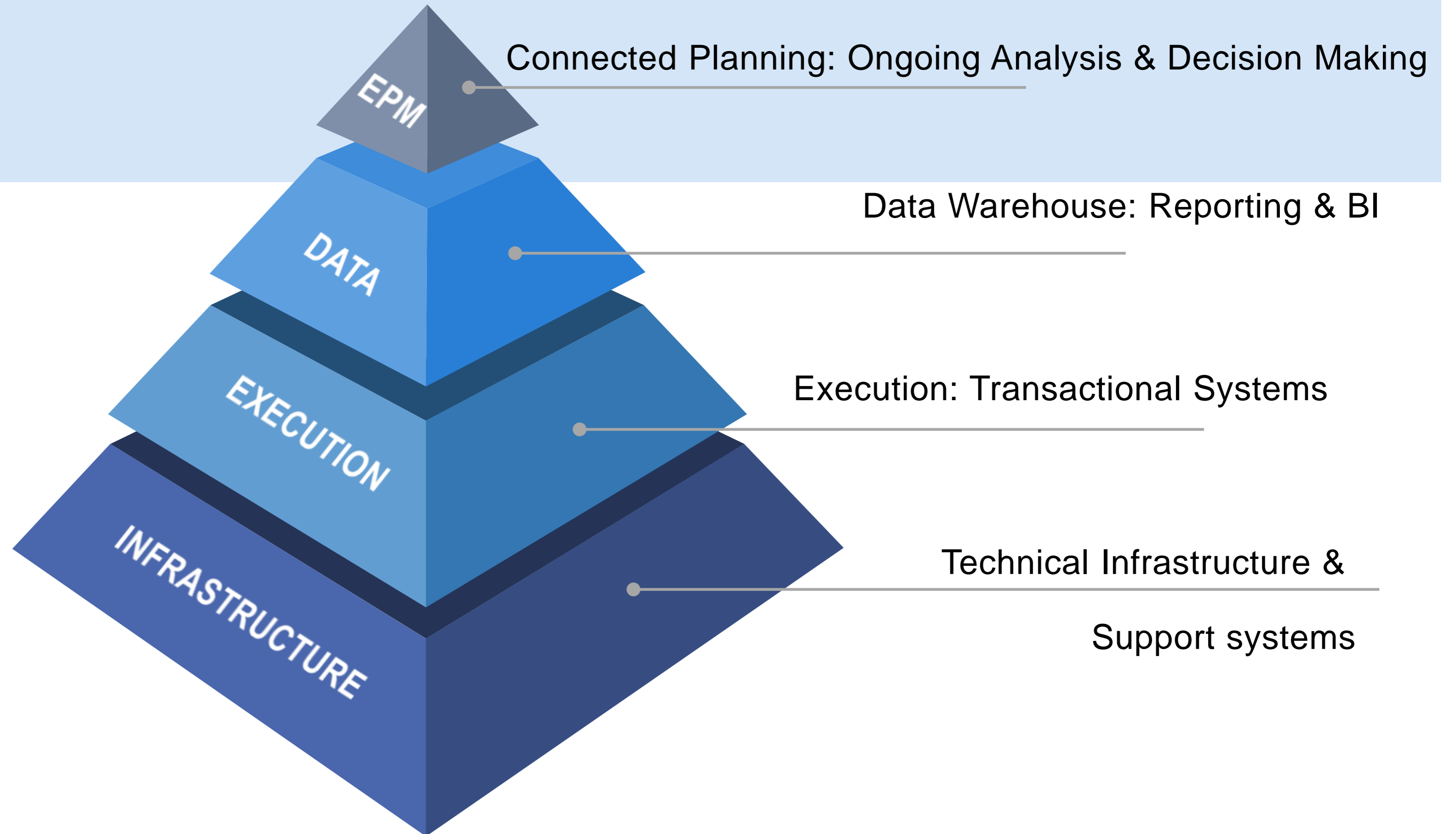
Data : Business Intelligence (BI) tools help in collecting data in departmental basis for analysis (QlikView/Tableau/OBIEE)



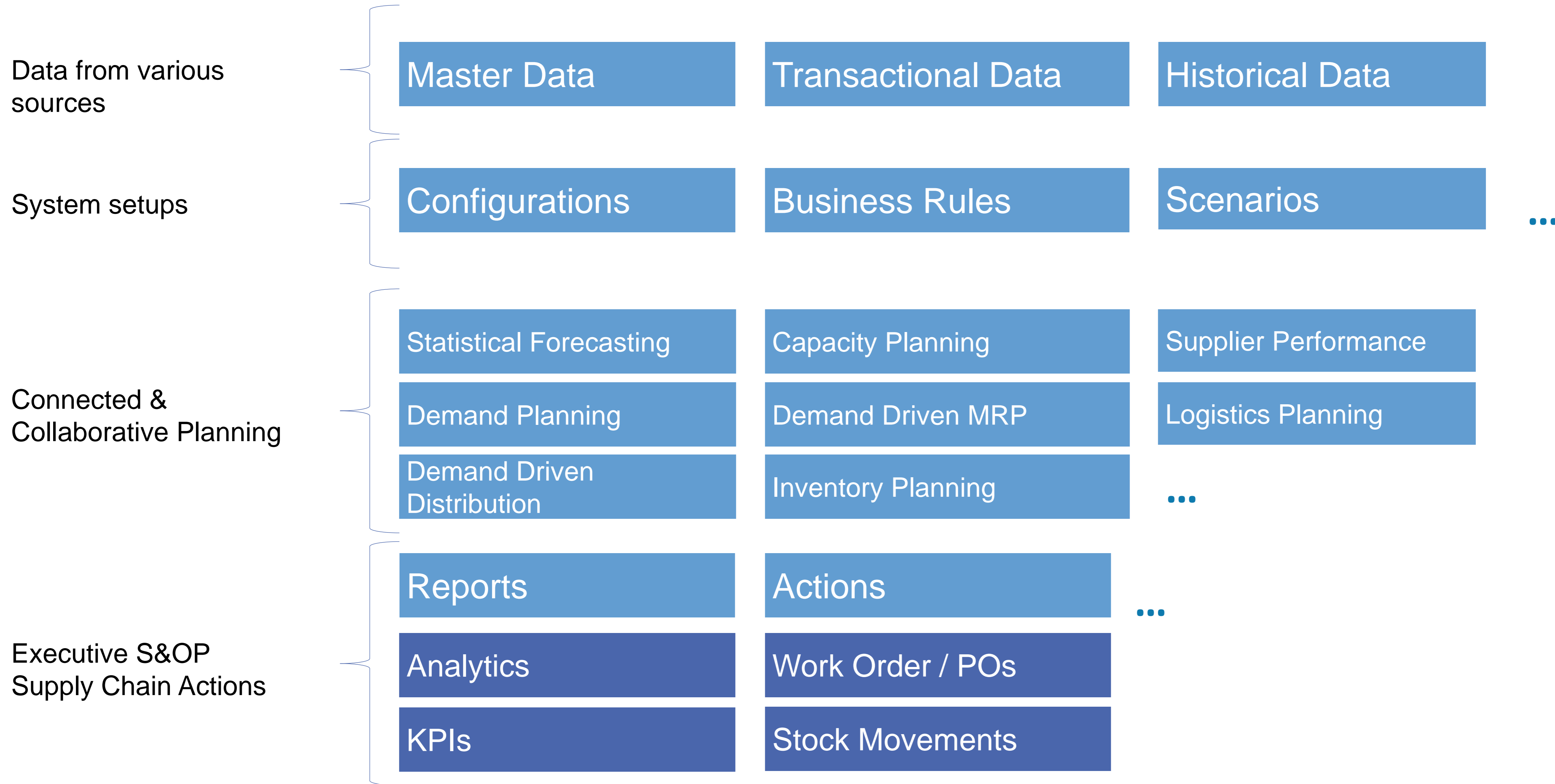
Execution: Various applications developed to manage day to day business transactions (ERP/CRM)



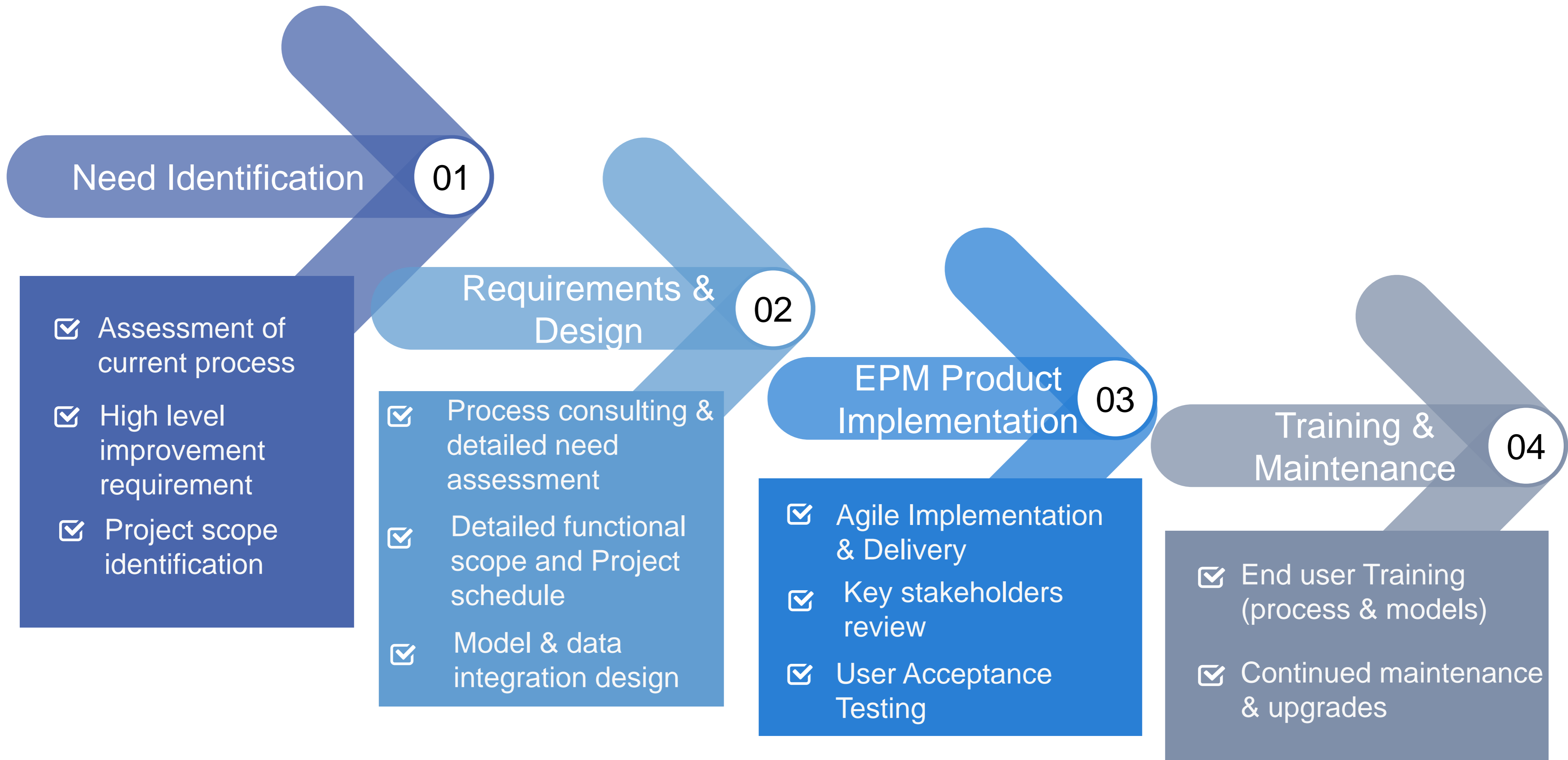
Infrastructure: Acts as a technology base to deploy other business applications on top of it (Data centers/Cloud/MS Office tools)



Digital S&OP: How it works?



Digital S&OP: Implementation Road Map



Digital S&OP : At which level is your company?

Approach

System

Level 1 - Beginner

- ✓ S&OP Process not defined
- ✓ Ad hoc collaboration
- ✓ Sales Forecasting is shipment driven and judgement based
- ✓ Operational Plan connected with Business Plan
- ✓ S&OP Plan is not tracked

- ✓ Multiple and Disconnected Planning Models
- ✓ Islands of Analysis
- ✓ Data consistency is a challenge
- ✓ Role and Data Security is manually imposed

Level 2 - Intermediate

- ✓ S&OP process may be documented but is loosely followed
- ✓ Some Sales Forecasting process along with field inputs
- ✓ Top down planning
- ✓ Basic KPIs are measured and tracked between S&OP meets

- ✓ Highly manual effort in collecting data from many systems and normalizing them for S&OP meetings
- ✓ Too many spreadsheets and disconnected plans
- ✓ S&OP roles are defined in the systems for access control

Level 3 - Maturing

- ✓ Collaborative and disciplined S&OP process
- ✓ Consensus Demand Plan
- ✓ Structured Supply Review
- ✓ Top down and Bottom up plan reconciliations
- ✓ Units and \$ Plan

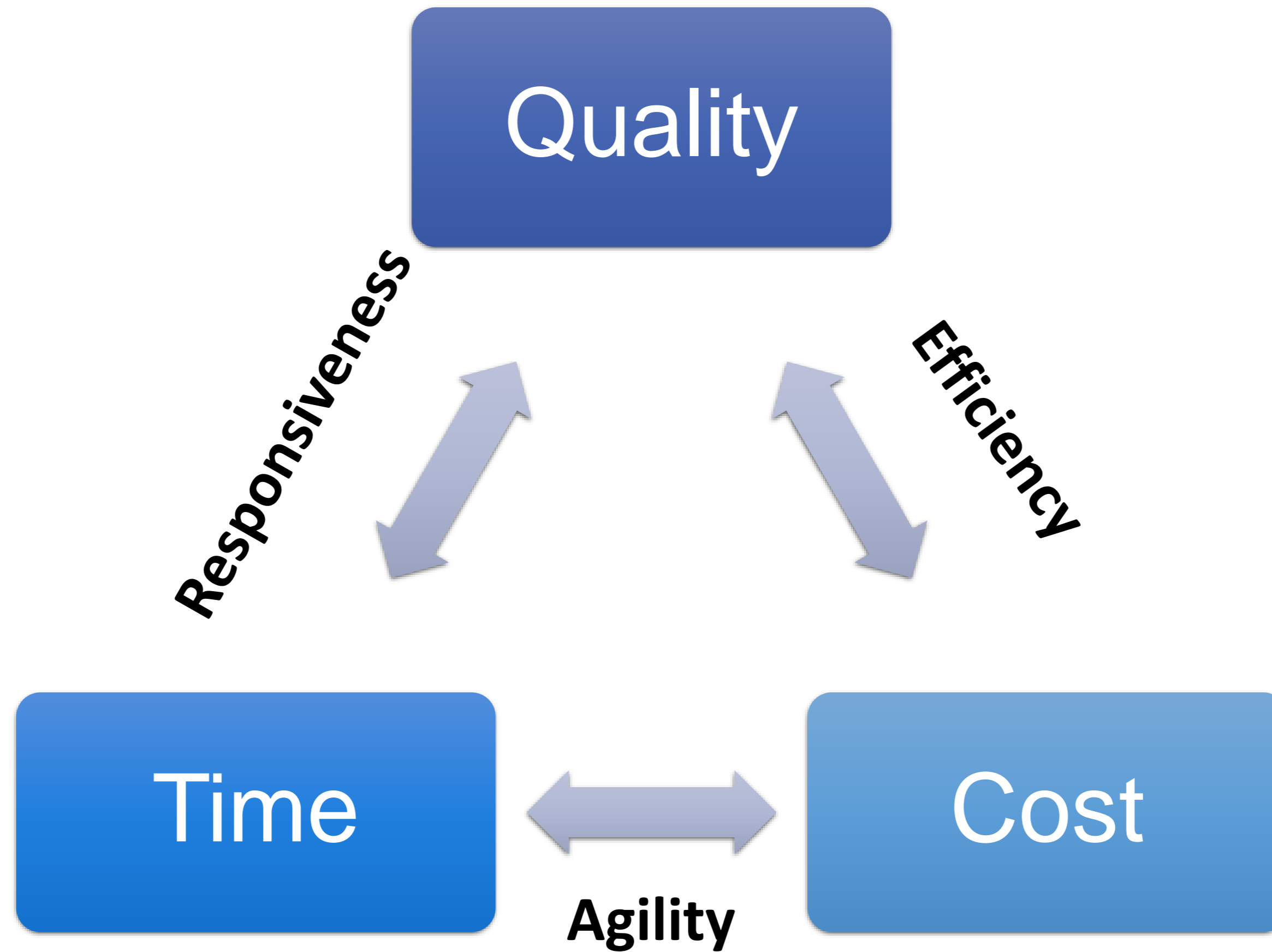
- ✓ Automation is used to extract, transform and load data to S&OP Models
- ✓ Data quality is consistent
- ✓ More focus on analysis and planning than data gathering
- ✓ Role based scenarios

Level 4 – Best Practice

- ✓ Single S&OP plan drives all functions to collaborate
- ✓ Complex demand modeling
- ✓ Demand and Supply Plans are integrated with Financial Plan and KPIs are tracked
- ✓ Multiple Scenario Plans
- ✓ Continuous Plan Tracking

- ✓ Single Enterprise Plan of Records with auditing
- ✓ Planning data exchange with Customers and Suppliers
- ✓ Early exceptions identification and alerting system
- ✓ Real Time and Personalized dashboards

Digital S&OP: Success



Expertise in EPM
Consulting &
Implementations



A Leading modern
EPM Platform

Achieve best in class customer experience together



Contact us

Keansa Solutions Pte. Ltd.
68, Circular Road
02-01, 049422
Singapore

Srabani Bandyopadhyay
Phone Number:
+6593893821

E-Mail

info@keansa.com

Srabani.Bandyopadhyay@keansa.com



[@KeansaSolutions](#)

